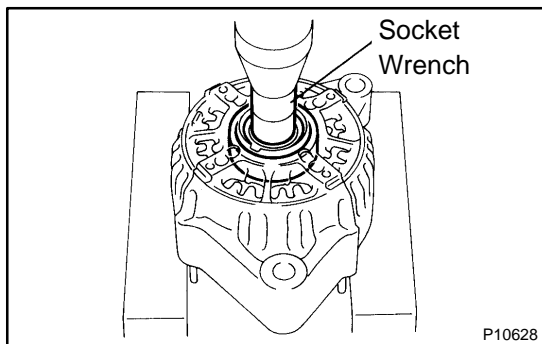


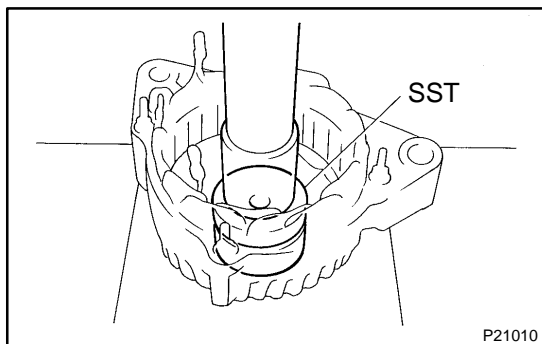
REPLACEMENT

1. REPLACE FRONT BEARING

- (a) Remove the 4 screws, bearing retainer and bearing.



- (b) Using a socket wrench and press, press out the bearing.

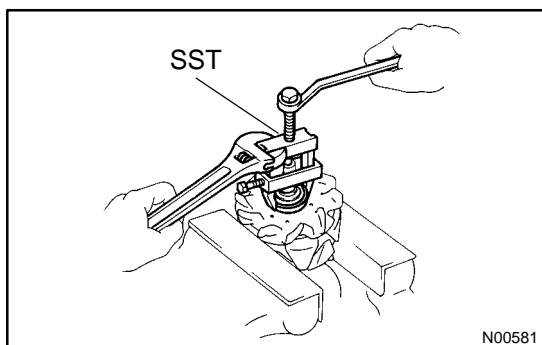


- (c) Using SST and a press, press in a new bearing.

SST 09950-60010 (09951-00500)

- (d) Install the bearing retainer with the 4 screws.

Torque: 3.0 N·m (31 kgf·cm 27 in.-lbf)



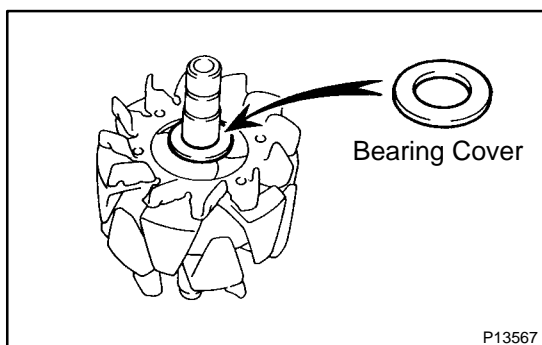
2. REPLACE REAR BEARING

- (a) Using SST, remove the bearing cover (outside) and bearing.

SST 09820-00021

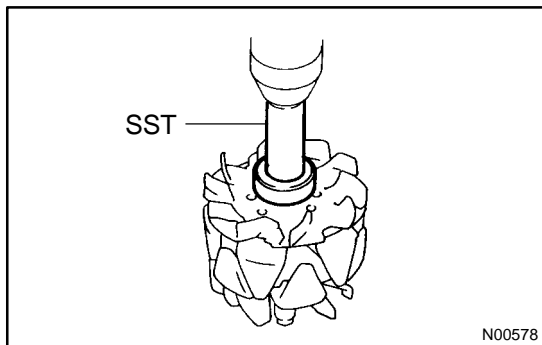
NOTICE:

Be careful not to damage the fan.

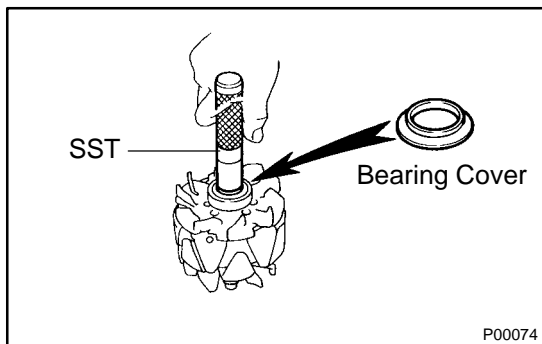


- (b) Remove the bearing cover (inside).

- (c) Place the bearing cover (inside) on the rotor.



- (d) Using SST and a press, press in a new bearing.
SST 09820-00030



- (e) Using SST, push in the bearing cover (outside).
SST 09285-76010